

ROCK DRILLING TOOLS

<http://www.js-1992.com>



JISEONG EQUIPMENT & TRADE CO.LTD.

COMPANY PROFILE

JISEONG E & T Co., Ltd. is a comprehensive rock tool manufacturer in south Korea specializing in production of rock drilling tools used for mining and civil engineering foundation work, etc.

In addition, We satisfy our customer's needs in various areas of business such as manufacturing, repair, maintenance and rental service related to Shield TBM construction.

We aim to be a construction services group that society needs and our clients trust.

BUSINESS AREA



Integral Drill Steel



■ Shank H22 × 108mm (7/8" × 4 1/4")



T/C tip Size (T × H) 10 × 18

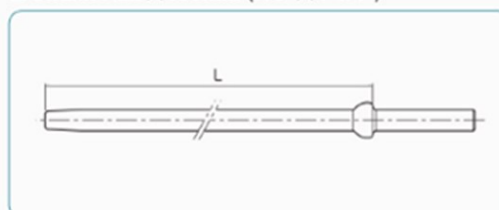
Effective Length (L)			Gaufe(G)		Approx Weight(kg)	Part No.
mm	ft	in	mm	in		
400	1'	4"	34	1 11/32"	1.8	221080434
600	2'	0"	35	1 3/8"	2.4	221080635
600	2'	0"	40	1 37/64"	2.4	221080640
800	2'	7"	32	1 1/4"	3	221080832
800	2'	7"	34	1 11/32"	3	221080834
800	2'	7"	40	1 37/64"	3	221080840
1200	3'	11"	32	1 1/4"	4.3	221081232
1200	3'	11"	34	1 11/32"	4.3	221081234
1200	3'	11"	39	1 17/32"	4.3	221081239
1200	3'	11"	40	1 37/64"	4.3	221081240
1600	3'	11"	33	1 19/64"	5.6	221081633
1600	3'	11"	39	1 17/32"	5.6	221081639
1800	5'	11"	33	1 19/64"	6.1	221081833
1800	5'	11"	38	1 1/2"	6.1	221081838
1800	5'	11"	39	1 17/32"	6.1	221081839
2000	6'	7"	32	1 1/4"	6.7	221082032
2000	6'	7"	38	1 1/2"	6.7	221082038
2400	7'	10"	32	1 1/4"	7.9	221082432
2400	7'	10"	38	1 1/2"	7.9	221082438
3200	10'	6"	31	1 7/32"	10.4	221083231
3200	10'	6"	37	1 29/64"	10.4	221083237
4000	13'	1"	30	1 3/16"	12.8	221084030
4000	13'	1"	36	1 27/64"	12.8	221084036
4800	15'	9"	35	1 3/8"	15.2	221084835
5600	18'	4"	34	1 11/32"	17.7	221085634
6400	21'	0"	33	1 19/64"	20.1	221086433
7200	23'	8"	32	1 1/4"	22.6	221087232
8000	26'	3"	32	1 1/4"	25	221088032
8800	28'	11"	32	1 1/4"	27.5	221088832

* Other sizes are available, please ask us.

Tapered Rod



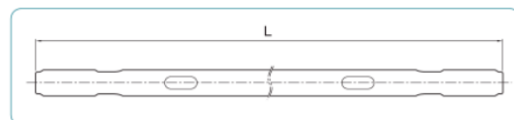
■ Shank H22 × 108mm (7/8" × 4 1/4")



Taper Angle	Effective Length(L)			Approx Weight(kg)	Part No.
	mm	ft	in		
6°	400	1'	1 3/4"	4.6	062T0400
	800	2'	7 1/2"	2.5	062T0800
	1200	3'	11"	4.1	062T1200
	1600	5'	3"	5.3	062T1600
	2400	7'	10"	7.7	062T2400
	3200	10'	6"	10.1	062T3200
	4000	13'	1 1/12"	12.6	062T4000
	4800	15'	9"	15.1	062T4800
7°	5600	18'	4 1/2"	17.5	062T5600
	610	2'	—	2.3	072T0610
	1220	4'	—	4.2	072T1220
	1830	6'	—	6.2	072T1830
	2440	8'	—	8	072T2440
	3050	10'	—	9.8	072T3050
	3660	12'	—	11.4	072T3660
	5485	18'	—	17.1	072T5485
11°	6400	21'	—	19.8	072T6400
	7315	24'	—	22.6	072T7315
	1220	4'	—	4.1	112T1220
	1830	6'	—	5.9	112T1830
12°	2440	8'	—	7.8	112T2440
	3050	10'	—	9.6	112T3050
	610	2'	—	2.3	122T0610
	1220	4'	—	4.2	122T1220
	1830	6'	—	6	122T1830
	2000	6'	7"	6.5	122T2000
	2440	8'	—	7.9	122T2440
	3050	10'	—	9.8	122T3050
	3660	12'	—	11.4	122T3660
	5485	18'	—	17.1	122T5485
12°	6400	21'	—	19.8	122T6400
	7315	24'	—	22.6	122T7315

* Other sizes are available, please ask us.

EX-ROD & MF-Rod

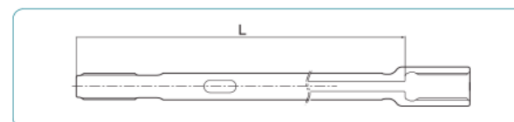


EX-ROD

Thread	Length(L)		Thread Type	Approx Weight(kg)	Part No.
	mm	ft			
R38 - Round 39 - R38	3050	10'	Single	24.0	EXBB10RS
R38 - Round 39 - R38	3050	10'	Double	24.0	EXBB10RD
R38 - Round 39 - R38	3660	12'	Single	29.0	EXBB12RS
R38 - Round 39 - R38	3660	12'	Double	29.0	EXBB12RD
T38 - Round 39 - T38	3050	10'	Single	24.0	EXCC10RS
T38 - Round 39 - T38	3050	10'	Double	24.0	EXCC10RD
T38 - Round 39 - T38	3660	12'	Single	29.0	EXCC12RS
T38 - Round 39 - T38	3660	12'	Double	29.0	EXCC12RD
T45 - Round 46 - T45	3660	12'	Single	40.0	EXDD12RS
T45 - Round 46 - T45	3660	12'	Double	40.0	EXDD12RD
T51 - Round 52 - T51	3660	12'	Single	50.0	EXEE12RS
T51 - Round 52 - T51	3660	12'	Double	50.0	EXEE12RD

* Other sizes are available, please ask us.

* All thread is left-sided.

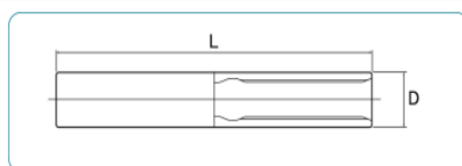



MF-ROD

Thread	Length(L)		Approx Weight(kg)	Part No.
	mm	ft		
R38 - Round 39 - R38	3050	10'	26.3	MFBB10RA
R38 - Round 39 - R38	3660	12'	29.0	MFBB12RA
T38 - Round 39 - T38	3050	10'	26.3	MFCC10RA
T38 - Round 39 - T38	3660	12'	29.0	MFCC12RA
T45 - Round 46 - T45	3660	12'	41.4	MFDD10RA
T51 - Round 52 - T51	3660	12'	52.3	MFEE12RA

* Other sizes are available, please ask us.

Coupling Sleeve



Coupling Sleeve

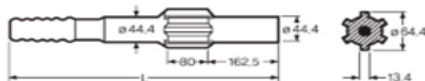
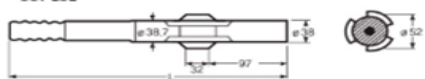
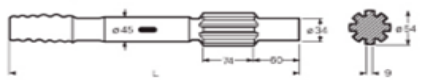
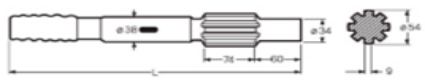
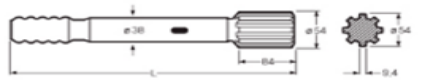
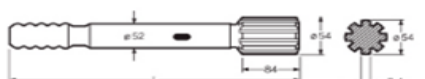
Thread	Dimensions		Approx Weight(kg)	Part No.
	L(mm)	D(mm)		
R32 - R32	150	44	1.0	CSR32150
R38 - R38	170	54	1.7	CSR38170
R38 - R38	190	54	1.8	CSR38190
T38 - T38	191	55	1.8	CST38F55
T45 - T45	210	66	3.0	CST45F66
T51 - T51	235	76	4.0	CST51F76
R32 - R28	165	44	0.9	CAR3228R
R32 - R38	170	54	1.7	CAR3238R
R32 - T38	190	54	1.8	CAR3238T
T38 - R38	190	54	1.8	CAT3838R
R38 - T45	210	63	3.0	CAR3845T
T38 - T45	210	63	3.0	CAT3845T
T45 - T51	225	76	4.0	CAT4551T
T38 - T51	225	76	4.0	CAT3851T

* Other sizes are available, please ask us.

Shank Adapter



Atlas Copco

Rock drill type	Thread	Length L(mm)	Flushing Tube dia.(mm)	Apporx Weight(kg)	Part No.
BBE56-U2, BBE57, BBE57-01 INGERSOLL-RAND LM400 INGERSOLL-RAND YH60 	T38	447	14	4.8	C01C447Y
	T38	530	14	5.3	C01C530Y
	T38	537	14	5.5	C01C537Y
	T45	550	14	5.8	C01C550Y
COP131 	R38	380	14	3.0	C02B380Y
	T38	380	14	3.0	C02C380Y
COP1036HB, 1038HB, 1238LE, 1238ME 	R38	575	—	5.4	C03B575N
	T38	575	—	5.4	C03C575N
	T45	575	—	5.8	C03C575N
COP1036HB, 1238ME 	R32	485	—	4.0	C04A485N
	R38	485	—	4.1	C04B485N
	T38	485	—	4.1	C04C485N
	R32	500	—	4.0	C04A500N
	T38	500	—	4.3	C04C500N
	T45	500	—	5.0	C04D500N
COP1440, 1550, 1838 	R38	435	—	4.4	C05B435N
	T38	435	—	4.4	C05C435N
	R32	525	—	5.3	C05A525N
	R38	525	—	5.9	C05B525N
	T38	525	—	5.9	C05C525N
COP1440, 1550, 1838 	R32	525	—	5.7	C06A525N
	T38	525	—	5.9	C06C525N
	T45	525	—	6.1	C06D525N
	T51	525	—	6.5	C06E525N

* Other sizes are available, please ask us.

Shank Adapter

Furukawa					
Rock drill type	Thread	Length L(mm)	Flushing Tube dia.(mm)	Apporx Weight(kg)	Part No.
HD180	R38	565	14	5.0	F01B565Y
	T38	565	14	5.0	F01C565Y
HD300	T38	655	16	6.1	F02C655Y
	T45	655	16	6.5	F02D655Y
HD500	T45	786	—	10.0	F03D786N
	T38	620	16	10.7	F04C620Y
HD609	T45	620	16	11.0	F04D620Y
	T38	690	—	6.5	F05C620N
HD609RP	T45	690	—	6.7	F05D620N
	T38	690	—	7.7	F05D690N
HD609RP	T38	795	—	6.5	F06C795N
	T45	795	—	6.5	F06D795N
HD612	T38	865	—	9.0	F06C865N
	T45	865	—	9.0	F06D715N
HD612	T38	715	—	8.8	F07C715N
	T45	715	—	9.0	F07D715N
HD615	T38	700	—	11.5	F08C700N
	T45	700	—	11.8	F08D700N
HD615	T38	880	—	12.0	F08E880N
	T45	880	—	12.0	F08E880N
PD200, M120 INGERSOLL-RAND VL120, 140, ELV130 TAMROCK L600, L750 TOYO YTPR120, 220 G.D. PR123	R32	380	14	3.5	F09A380Y
	T38	380	14	3.6	F09C380Y
HD709	R32	355	14	3.0	F09A355Y
	T38	355	14	3.0	F09B355Y
HD709	T38	446	14	3.9	F09C446Y
	T38	446	14	3.9	F09C446Y
HD709	T38	620	—	8.3	F10C620N
HD7125	T45	785	—	11.9	F11D785N

Tamrock					
Rock drill type	Thread	Length L(mm)	Flushing Tube dia.(mm)	Apporx Weight(kg)	Part No.
HL500, HL500S	R38	500	—	5.3	S01B500N
	T38	500	—	5.3	S01C500N
	R32	550	—	5.3	S01A550N
	T38	550	—	5.3	S01B550N
	T45	550	—	5.3	S01C550N
HL500, HL500S	T45	550	—	5.9	S01D550N
	R32	525	—	5.6	S02A525N
	T38	525	—	5.7	S02C525N
	T45	525	—	5.8	S02D525N
	T38	600	—	6.3	S02C600N
HL600	T45	600	—	6.5	S02D600N
	T45	650	—	7.7	S03D650N
HL1000, HL1000S	T45	590	—	9.4	S04E590N
	T45	670	—	10.0	S04D670N
	T51	670	—	10.7	S04E70N
HL1500	T51	710	—	11.3	S05E710N

Toyo					
Rock drill type	Thread	Length L(mm)	Flushing Tube dia.(mm)	Apporx Weight(kg)	Part No.
TH500, 550, TH50L, 501S	T38	565	12	5.9	O01C565Y
	T45	565	12	5.9	O01D565Y
TOYO650	T38	490	12	4.0	O02C490Y

Montabert					
Rock drill type	Thread	Length L(mm)	Flushing Tube dia.(mm)	Apporx Weight(kg)	Part No.
H70	R38	400	12	3.5	M01B400N
	T38	400	12	3.5	M01C400N
HC120, 150	T38	490	—	5.6	M02C490N
	T45	490	—	5.6	M02D490N
HC180R, 120R, 150R	T45	670	—	8.0	M03D670N
	T51	670	—	8.0	M03E670N

Joy					
Rock drill type	Thread	Length L(mm)	Flushing Tube dia.(mm)	Apporx Weight(kg)	Part No.
VVR260/360	R38	416	—	3.8	J01B416N
	T38	446	—	3.8	J01C446N

Ingersoll-Rand					
Rock drill type	Thread	Length L(mm)	Flushing Tube dia.(mm)	Apporx Weight(kg)	Part No.
YH50	R38	440	16	3.7	Y01B440Y
	T38	440	16	3.7	Y01C440Y
YH50	R38	517	—	4.6	Y02B517Y
	T38	517	—	3.4	Y02C517Y
YH65, 80	T38	480	19	5.0	Y03C480Y
	T45	480	19	5.2	Y03D480Y
	T38	495	19	5.5	Y03C495Y
	T45	495	19	5.8	Y03D495Y
YH65SRP, 75SRP, 80SRP	T38	600	19	7.6	Y04C600Y
	T45	700	19	7.9	Y04D600Y

Ingersoll-Rand					
Rock drill type	Thread	Length L(mm)	Flushing Tube dia.(mm)	Apporx Weight(kg)	Part No.
YH95	T45	625	19	8.4	Y05D625Y
	T51	625	19	9.0	Y05E625Y
YH95RP	T45	840	16	11.0	Y06D840Y
YH95RP	T51	840	19	11.2	Y06E840Y
VL120, 140, ELV130 FURUKAWA PD 200, M120 TAMROCK L600, L750 TOYO YTPR120, 220	R32	380	14	3.5	Y07A380Y
	T38	380	14	3.6	Y07C380Y
	T38	446	14	3.9	Y07C446Y
	R32	355	14	3.0	Y07A355Y
	R38	355	14	3.0	Y07B355Y

* Other sizes are available, please ask us.








Button Bit










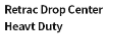

Thread R32 (1 1/4")

Button bit	Body Dia		Buttons		Carvide Design	Angle	Approx Weight(kg)	Part No.
	(mm)	(in)	Gauge (No x Size)	Front (No x Size)				
	41	1 5/8"	6X8	3X8	Spherical	30°	0.6	FFA0415N
	41	1 5/8"	6X8	3X8	Ballistic	30°	0.6	FFA0418N
	45	1 3/4"	6X10	3X8	Spherical	30°	0.8	FFA0455N
	45	1 3/4"	6X10	3X8	Ballistic	30°	0.8	FFA0458N
	51	2"	6X10	3X9	Spherical	30°	1.0	FFA0515N
	57	2 1/4"	6X10	3X9	Spherical	30°	1.2	FFA0575N
	57	2 1/4"	6X10	3X9	Ballistic	30°	1.2	FFA0578N
	64	2 1/2"	8X11	4X10	Spherical	35°	1.7	FFA0645N
	64	2 1/2"	8X11	4X10	Ballistic	35°	1.7	FFA0648N
	45	1 3/4"	6X10	3X8	Spherical	30°	0.8	FHA0455N
	45	1 3/4"	6X10	3X8	Ballistic	30°	0.8	FHA0458N
	45	1 3/4"	6X10	3X8	Parabolic	30°	0.8	FHA0459N
	51	2"	6X10	3X9	Spherical	30°	1.0	FHA0515N
	51	2"	6X10	3X9	Ballistic	30°	1.0	FHA0518N
	51	2"	6X10	3X9	Parabolic	30°	1.0	FHA0519N
	57	2 1/4"	6X10	3X9	Ballistic	30°	1.2	FHA0578N
	64	2 1/2"	8X11	4X10	Spherical	35°	1.7	FHA0645N










Thread T45 (1 3/4")

Button bit	Body Dia		Buttons		Carvide Design	Angle	Approx Weight(kg)	Part No.
	(mm)	(in)	Gauge (No x Size)	Front (No x Size)				
	76	3"	8X11	4X11	Spherical	35°	1.9	FFD0765N
	76	3"	8X11	4X11	Ballistic	35°	1.9	FFD0768N
	89	3 1/2"	9X11	6X10	Spherical	35°	3.7	FFD0895N
	89	3 1/2"	9X11	6X10	Ballistic	35°	3.7	FFD0898N
	102	4"	9X12	7X12	Spherical	35°	4.5	FFD1025N
	102	4"	9X12	7X12	Ballistic	35°	4.5	FFD1028N
	115	4 1/2"	8X14	7X13	Spherical	35°	7.0	FFD1155N
	115	4 1/2"	8X14	7X13	Ballistic	35°	7.0	FFD1158N
	89	3 1/2"	9X11	6X10	Spherical	35°	3.7	FHD0895N
	89	3 1/2"	9X11	6X10	Ballistic	35°	3.7	FHD0898N
	102	4"	9X12	7X12	Spherical	35°	4.5	FHD1025N
	102	4"	9X12	7X12	Ballistic	35°	4.5	FHD1028N
	76	3"	8X11	4X11	Spherical	35°	2.4	DHD0765N
	76	3"	8X11	4X11	Ballistic	35°	2.4	DHD0768N
	89	3 1/2"	8X12	5X11	Spherical	35°	3.4	DHD0895N
	89	3 1/2"	8X12	5X11	Ballistic	35°	3.4	DHD0898N
	102	4"	8X14	5X12	Spherical	35°	5.2	DHD1025N
	102	4"	8X14	5X12	Ballistic	35°	5.2	DHD1028N
	115	4 1/2"	8X14	7X13	Spherical	35°	6.2	DHD1155N
	115	4 1/2"	8X14	7X14	Ballistic	35°	6.2	DHD1158N
	127	5"	8X14	7X14	Spherical	35°	6.7	DHD1275N
	127	5"	8X14	8X14	Ballistic	35°	6.7	DHD1278N
	76	3"	8X12	4X12	Spherical	35°	2.3	FFD0765H
	89	3 1/2"	8X13	5X13	Spherical	35°	3.4	FFD0895H
	76	3"	8X11	4X11	Spherical	35°	2.8	RED0765N
	76	3"	8X11	4X11	Ballistic	35°	2.8	RED0768N
	89	3 1/2"	8X11	4X11 2x9	Spherical	35°	5.4	RED0895N
	89	3 1/2"	8X11	4X11 2x9	Ballistic	35°	5.4	RED0898N
	102	4"	8X12	4X11 2X11	Spherical	35°	7.0	RED1025N
	102	4"	8X12	4X11 2X11	Ballistic	35°	7.0	RED1028N
	115	4 1/2"	8X14	4X13 3X13	Spherical	35°	8.7	RED1155N
	115	4 1/2"	8X14	4X13 3X13	Ballistic	35°	8.7	RED1158N
	76	3"	8X11	4X11 2X10	Spherical	35°	2.7	DRD0765N
	76	3"	8X11	4X11 2X10	Ballistic	35°	2.7	DRD0768N
	89	3 1/2"	8X11	4X13 3X9	Spherical	35°	5.3	DRD0895N
	89	3 1/2"	8X11	4X13 3X9	Ballistic	35°	5.3	DRD0898N
	102	4"	8X12	4X11 2X11	Spherical	35°	7.0	DRD1025N
	102	4"	8X12	4X11 2X11	Ballistic	35°	7.0	DRD1028N
	115	4 1/2"	8X14	7X13	Spherical	35°	8.7	DRD1155N
	115	4 1/2"	8X14	7X13	Ballistic	35°	8.7	DRD1158N

Thread T38 (1 1/2")


Button bit	Body Dia		Buttons		Carvide Design	Angle	Approx Weight(kg)	Part No.
	(mm)	(in)	Gauge (No x Size)	Front (No x Size)				
	64	2 1/2"	6X8	4X10	Spherical	35°	1.5	FFC0645N
	64	2 1/2"	6X8	4X10	Ballistic	35°	1.5	FFC0648N
	76	3"	6X10	4X11	Spherical	35°	1.9	FFC0765N
	76	3"	6X10	4X11	Ballistic	35°	1.9	FFC0768N
	89	3 1/2"	6X10	6X10	Spherical	35°	3.7	FFC0895N
	89	3 1/2"	6X10	6X10	Ballistic	35°	3.7	FFC0898N
	102	4"	6X10	7X12	Spherical	35°	4.6	FFC1025N
	102	4"	6X11	7X12	Ballistic	35°	4.6	FFC1028N
	64	2 1/2"	6X12	3X11	Parabolic	35°	1.5	FHC0645N
	76	3"	7X12	4X11	Parabolic	35°	1.8	FHC0765N
	64	2 1/2"	6X11	4X10	Spherical	35°	1.7	DOC0645N
	64	2 1/2"	6X11	4X10	Ballistic	35°	1.8	DOC0648N
	76	3"	6X11	4X11	Spherical	35°	2.1	DOC0765N
	76	3"	6X11	4X11	Ballistic	35°	2.9	DOC0768N
	76	3"	6X11	4X11	Spherical	35°	2.6	DHC0765N
	76	3"	6X11	4X11	Ballistic	35°	2.6	DHC0768N
	89	3 1/2"	6X12	5X11	Spherical	35°	3.6	DHC0895N
	89	3 1/2"	6X12	5X11	Ballistic	35°	3.6	DHC0898N
	102	4"	8X14	5X12	Spherical	35°	5.5	DHC1025N
	102	4"	8X14	5X12	Ballistic	35°	5.5	DHC1028N
	64	2 1/2"	8X12	4X11	Spherical	35°	1.7	ITC0645H
	76	3"	8X12	4X12	Spherical	35°	2.7	ITC0765H
	89	3 1/2"	8X13	4X13	Spherical	35°	3.9	ITC0895H
	64	2 1/2"	8X11	4X10	Spherical	35°	1.9	REC0645N
	64	2 1/2"	8X11	4X10	Ballistic	35°	1.9	REC0648N
	76	3"	8X11	4X11	Spherical	35°	3.0	REC0765N
	76	3"	8X11	4X11	Ballistic	35°	3.0	REC0768N
	89	3 1/2"	8X11	4X11 2x9	Spherical	35°	5.5	REC0895N
	89	3 1/2"	8X11	4X11 2x9	Ballistic	35°	5.5	REC0898N
	102	4"	8X12	4X11 2X11	Spherical	35°	7.2	REC1025N
	102	4"	8X12	4X11 2X11	Ballistic	35°	7.2	REC1028N
	64	2 1/2"	8X11	4X10 1X9	Spherical	35°	1.9	DRC0645N
	64	2 1/2"	8X11	4X10 1X9	Ballistic	35°	1.9	DRC0648N
	76	3"	8X11	4X11 1X10	Spherical	35°	3.0	DRC0765N
	76	3"	8X11	4X11 1X10	Ballistic	35°	3.0	DRC0768N
	89	3 1/2"	8X11	4X11 2x9	Spherical	35°	5.6	DRC0895N
	89	3 1/2"	8X11	4X11 2x9	Ballistic	35°	5.6	DRC0898N
	102	4"	8X12	4X11 2X11	Ballistic	35°	7.0	DRC1028N
	117	4 3/8"	8X14	4X13 3X13	Ballistic	35°	8.7	DRC1178N
	127	5"	8X14	4X14 3X13	Ballistic	35°	10.4	DRC1278N
	89	3 1/2"	8X12	4X11 2x9	Spherical	35°	5.8	DRC0895H
	89	3 1/2"	8X12	4X11 2x9	Ballistic	35°	5.8	DRC0898H
	95	3 3/4"	8X12	4X11 2X10	Spherical	35°	6.4	DRC0955H
	95	3 3/4"	8X12	4X11 2X10	Ballistic	35°	6.4	DRC0958H

Thread T51 (2")

Button bit	Body Dia		Buttons		Carvide Design	Angle	Approx Weight(kg)	Part No.
	(mm)	(in)	Gauge (No x Size)	Front (No x Size)				
	89	3 1/2"	9X11	6X10	Spherical	35°	3.6	FFE0895N
	102	4"	9X12	7X12	Spherical	35°	4.5	FFE1025N
	115	4 1/2"	8X14	7X12	Spherical	35°	6.8	FFD1155N
	127	5"	8X14	7X14	Spherical	35°	7.0	FFD1275N
	89	3 1/2"	9X11	6X10	Spherical	35°	3.6	FHE0895N
	89	3 1/2"	9X11	6X10	Ballistic	35°	3.6	FHE0898N
	102	4"	9X12	7X12	Spherical	35°	4.5	FHE1025N
	102	4"	9X12	7X12	Ballistic	35°	4.5	FHE1028N
	115	4 1/2"	8X14	7X13	Spherical	35°	6.8	FHE1155N
	115	4 1/2"	8X14	7X13	Ballistic	35°	6.8	FHE1158N
	127	5"	8X14	7X14	Spherical	35°	7.0	FHE1275N
	127	5"	8X14	7X14	Ballistic	35°	7.0	FHE1278N
	89	3 1/2"	8X12	5X11	Spherical	35°	3.3	DHE0895N
	89	3 1/2"	8X12	5X12	Ballistic	35°	3.3	DHE0898N
	102	4"	8X14.5	5X12	Spherical	35°	4.8	DHE1025N
	102	4"	8X13	6X12	Ballistic	35°	4.8	DHE1028N
	115	4 1/2"	8X14.5	7X13	Spherical	35°	5.7	DHE1155N
	115	4 1/2"	8X14	7X14	Ballistic	35°	5.7	DHE1158N
	127	5"	8X14.5	7X14	Spherical	35°	6.8	DHE1275N
	127	5"	8X14.5	8X14.5	Ballistic	35°	6.8	DHE1278N
	89	3 1/2"	8X12.9	5X12.9	Spherical	35°	3.2	FFE0895H
	102	4"	8X14	6X13	Spherical	35°	4.7	FFE1025H
	89	3 1/2"	8X11	4X11 2X9	Spherical	35°	5.2	REE0895N
	89	3 1/2"	8X11	4X11 2X9	Ballistic	35°	5.2	REE0898N
	102	4"	8X12	4X11 2X11	Spherical	35°	6.9	REL1025N
	102	4"	8X12	4X11 2X11	Ballistic	35°	6.9	REL1028N
	115	4 1/2"	8X14	7X13	Spherical	35°	8.2	REF1155N
	115	4 1/2"	8X13	7X13	Ballistic	35°	8.2	REF1158N
	127	5"	8X14.5	7X14.5	Spherical	35°	10.5	REL1275N
	127	5"	8X14.5	7X14.5	Ballistic	35°	10.5	REL1278N
	89	3 1/2"	8X11	4X11 2X9	Spherical	35°	5.2	DRE0895N
	89	3 1/2"	8X11	4X11 2X9	Ballistic	35°	5.2	DRE0898N
	102	4"	8X12	4X11 2X11	Spherical	35°	6.9	DRE1025N
	102	4"	8X12	4X11 2X11	Ballistic	35°	6.9	DRE1028N
	115	4 1/2"	8X14	7X13	Spherical	35°	8.2	DRE1155N
	115	4 1/2"	8X14	7X13	Ballistic	35°	8.2	DRE1158N
	127	5"	8X14.5	7X14.5	Spherical	35°	10.5	DRE1275N
	127	5"	8X14.5	7X14.5	Ballistic	35°	10.5	DRE1278N

DTH HAMMER & BIT

JS46




Replacement Parts	Weight(kg)	Part No.
01 Top sub : 2 3/8 API REG	6.67	JS-HJT-46
02 O-Ring	0.01	O-HJT-46
03 Check Valve Dart	0.15	DH-NZF-4/5
04 choke Blank (Optional)	0.01	DH-TQS-4/5
05 Spring	0.02	TH-4/5
06 Rigid Valve	1.70	JS-PQG-46
07 O-Ring	0.01	O-PQG-46
08 Internal Cylinder	1.54	JS-NG-46
09 Piston	7.85	JS-HS-46
10 Piston Case	9.31	JS-WTG-46
11 Guide Sleeve	1.31	JS-DXT-46
12 Bit Retainer Ring	0.68	JS-KH-46
13 Driver Sub	3.45	JS-QJT-46
Seal Kit	0.02	SK-46
02 X 1 07 X 1		
Consumable	19.45	CSB-46
01 X 1 10 X 1		
13 X 1 Seal Kit		

Bit shank

JS46

Bit dia

115;120;127;130




8 splines

Weight (kg)	Outside diameter (mm)	Hammer length without bit (mm)
33	101	764
Hole Range (mm)	Work Pressure (bar)	Air consumption, m ³ /min
Ø110 - Ø130	10 - 25	10bar - 4.5 / 18bar - 9 / 24bar - 14

* Other sizes are available, please ask us.

DTH HAMMER & BIT

JS56




Replacement Parts	Weight(kg)	Part No.
01 Top sub : 2 3/8 API REG	10.0	JS-HJT-56
3 1/2 API REG	10.5	JS-HJT-56A*
02 O-Ring	0.01	O-HJT-56
03 Check Valve Dart	0.16	DH-NZF-4/5
04 choke Blank (Optional)	0.01	DH-TQS-4/5
05 Spring	0.02	TH-4/5
06 Rigid Valve	1.72	JS-PQG-56
07 O-Ring	0.01	O-PQG-56
08 Internal Cylinder	2.70	JS-NG-56
09 Piston	13.4	JS-HS-56
10 Piston Case	18.4	JS-WTG-56
11 Guide Sleeve	2.50	JS-DXT-56
12 Bit Retainer Ring	1.00	JS-KH-56
13 Driver Sub	6.00	JS-QJT-56
Seal Kit	0.02	SK-56
02 X 1 07 X 1		
Consumable	34.41	CSB-56
01 X 1 10 X 1		
13 X 1 Seal Kit		

Bit shank

JS56

Bit dia

140;146;148;152




8 splines

Weight (kg)	Outside diameter (mm)	Hammer length without bit (mm)
56	126	808
Hole Range (mm)	Work Pressure (bar)	Air consumption, m ³ /min
Ø140 - Ø152	10 - 25	10bar - 6 / 18bar - 12.5 / 24bar - 16.5

* Other sizes are available, please ask us.

DTH HAMMER & BIT

JS66




Replacement Parts	Weight(kg)	Part No.
01 Top sub : 3 1/2 API REG	18.9	JS-HJT-66
02 O-Ring	0.01	O-HJT-66
03 Check Valve Dart	0.80	DH-NZF-6/8
04 choke Blank (Optional)	0.01	DH-TQS-6/8
05 Spring	0.05	TH-6/8
06 Rigid Valve	3.73	JS-PQG-66
07 O-Ring	0.01	O-PQG-66
08 Internal Cylinder	4.37	JS-NG-66
09 Piston	20.8	JS-HS-66
10 Piston Case	25.2	JS-WTG-66
11 Guide Sleeve	3.55	JS-DXT-66
12 Bit Retainer Ring	1.41	JS-KH-66
13 Driver Sub	7.75	JS-QJT-66
Seal Kit	0.02	SK-66
02 X 1 07 X 1		
Consumable	51.86	CSB-66
01 X 1 10 X 1		
13 X 1 Seal Kit		

Bit shank

JS66

Bit dia

159;165;178




10 splines

Weight (kg)	Outside diameter (mm)	Hammer length without bit (mm)
79	148	946
Hole Range (mm)	Work Pressure (bar)	Air consumption, m ³ /min
Ø159 - Ø178	10 - 30	10bar - 7 / 18bar - 16 / 24bar - 23.5

* Other sizes are available, please ask us.

DTH HAMMER & BIT

JS86



Replacement Parts	Weight(kg)	Part No.
01 Top sub : 4 1/2 API REG	40.48	JS-HJT-86
02 O-Ring	0.01	O-HJT-86
03 Check Valve Dart	0.80	DH-NZF-6/8
04 choke Blank (Optional)	0.01	DH-TQS-6/8
05 Spring	0.05	TH-6/8
06 Rigid Valve	6.72	JS-PQG-86
07 O-Ring	0.01	O-PQG-86
08 Internal Cylinder	8.05	JS-NG-86
09 Piston	44.5	JS-HS-86
10 Piston Case	50.0	JS-WTG-86
11 Guide Sleeve	4.57	JS-DXT-86
12 Bit Retainer Ring	1.41	JS-KH-86
13 Driver Sub	13.4	JS-QJT-86
Seal Kit	0.02	SK-86
02 X 1 07 X 1		
Consumable	103.89	CSB-86
01 X 1 10 X 1		
13 X 1 Seal Kit		

Bit shank

JS86

Bit dia

203;216;219;222;230;245




16 splines

Weight (kg)	Outside diameter (mm)	Hammer length without bit (mm)
170	184	1132
Hole Range (mm)	Work Pressure (bar)	Air consumption, m ³ /min
Ø203 - Ø245	14 - 35	10bar - 9 / 18bar - 20 / 24bar - 26

* Other sizes are available, please ask us.

DTH HAMMER & BIT

JS40



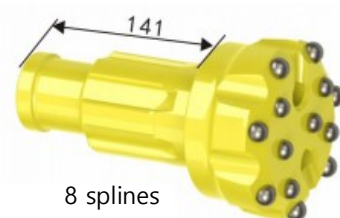
Replacement Parts	Weight(kg)	Part No.
01 Top sub : 2 3/8 API REG	6.67	JS-HJT-40
02 O-Ring	0.01	O-HJT-40
03 Check Valve Dart	0.02	DH-NZF-4/5
04 Spring	0.02	TH-4/5
05 Rigid Valve	1.70	JS-PQG-40
06 O-Ring	0.01	O-PQG-40
07 Internal Cylinder	1.54	JS-NG-40
08 Piston	6.40	JS-HS-40
09 Piston Case	9.31	JS-WTG-40
10 Guide Sleeve	1.31	JS-DXT-40
11 Bit Retainer Ring	0.68	JS-KH-40
12 Driver Sub	3.45	JS-QJT-40
Seal Kit	0.02	SK-40
02 X 1 06 X 1		
Consumable	19.45	CSB-40
01 X 1 09 X 1		
12 X 1 Seal Kit		

Bit shank

JS40

Bit dia

108;115;121;127;130




8 splines

Weight (kg)	Outside diameter (mm)	Hammer length without bit (mm)
31	99	730
Hole Range (mm)	Work Pressure (bar)	Air consumption, m ³ /min
Ø105 - Ø130	10 - 20	8bar - 6 / 18bar - 12

* Other sizes are available, please ask us.

DTH HAMMER & BIT

JS50




Replacement Parts	Weight(kg)	Part No.
01 Top sub : 2 3/8 API REG	10.0	JS-HJT-50
3 1/2 API REG	10.5	JS-HJT-50A*
02 O-Ring	0.01	O-HJT-50
03 Check Valve Dart	0.16	DH-NZF-4/5
04 Spring	0.02	TH-4/5
05 Rigid Valve	1.72	JS-PQG-50
06 O-Ring	0.01	O-PQG-50
07 Internal Cylinder	2.70	JS-NG-50
08 Piston	11.3	JS-HS-50
09 Piston Case	18.4	JS-WTG-50
10 Guide Sleeve	2.50	JS-DXT-50
11 Bit Retainer Ring	1.00	JS-KH-50
12 Driver Sub	6.00	JS-QJT-50
Seal Kit	0.02	SK-50
02 X 1 06 X 1		
Consumable	34.42	CSB-50
01 X 1 09 X 1		
12 X 1 Seal Kit		

Bit shank

JS50

Bit dia

140;148;152



8 splines

Weight (kg)	Outside diameter (mm)	Hammer length without bit (mm)
54	126	808
Hole Range (mm)	Work Pressure (bar)	Air consumption, m ³ /min
Ø133 - Ø152	10 - 25	8bar - 7 / 18bar - 19

* Other sizes are available, please ask us.

DTH HAMMER & BIT

JS60




Replacement Parts	Weight(kg)	Part No.
01 Top sub : 3 1/2 API REG	18.9	JS-HJT-60
02 O-Ring	0.01	O-HJT-60
03 Check Valve Dart	0.80	DH-NZF-6/8
04 Spring	0.05	TH-6/8
05 Rigid Valve	3.73	JS-PQG-60
06 O-Ring	0.01	O-PQG-60
07 Internal Cylinder	4.37	JS-NG-60
08 Piston	18.3	JS-HS-60
09 Piston Case	25.2	JS-WTG-60
10 Guide Sleeve	3.55	JS-DXT-60
11 Bit Retainer Ring	1.41	JS-KH-60
12 Driver Sub	7.75	JS-QJT-60
Seal Kit	0.02	SK-60
02 X 1 06 X 1		
Consumable	51.87	CSB-60
01 X 1 09 X 1		
12 X 1 Seal Kit		

Bit shank

JS60

Bit dia

155;159;165;178;190;203




Weight (kg)	Outside diameter (mm)	Hammer length without bit (mm)
84	144	936
Hole Range (mm)	Work Pressure (bar)	Air consumption, m ³ /min
Ø152 - Ø254	10 - 30	8bar - 9 / 18bar - 27

* Other sizes are available, please ask us.

DTH HAMMER & BIT

JS80



Replacement Parts	Weight(kg)	Part No.
01 Top sub : 4 1/2 API REG	40.48	JS-HJT-80
02 O-Ring	0.01	O-HJT-80
03 Check Valve Dart	0.80	DH-NZF-6/8
04 Spring	0.05	TH-6/8
05 Rigid Valve	6.72	JS-PQG-80
06 O-Ring	0.01	O-PQG-80
07 Internal Cylinder	8.05	JS-NG-80
08 Piston	39.85	JS-HS-80
09 Piston Case	50.0	JS-WTG-80
10 Guide Sleeve	4.57	JS-DXT-80
11 Bit Retainer Ring	1.41	JS-KH-80
12 Driver Sub	13.4	JS-QJT-80
Seal Kit	0.02	SK-80
02 X 1 06 X 1		
Consumable	103.9	CSB-80
01 X 1 09 X 1		
12 X 1 Seal Kit		

Bit shank

JS80

Bit dia

194;203;216;219;222;254



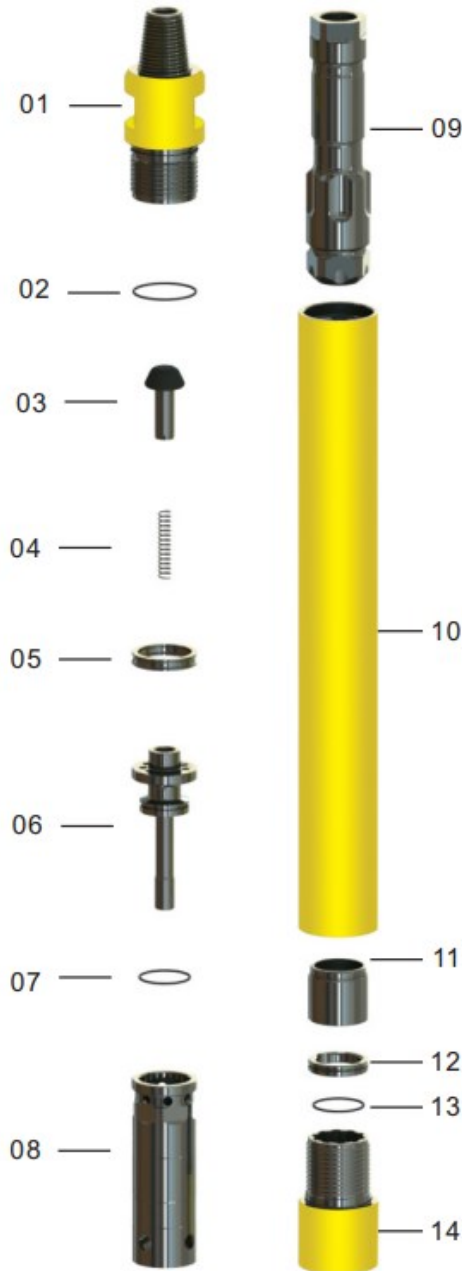
16 splines

Weight (kg)	Outside diameter (mm)	Hammer length without bit (mm)
165	182	1112
Hole Range (mm)	Work Pressure (bar)	Air consumption, m ³ /min
Ø194 - Ø305	14 - 35	8bar - 20 / 18bar - 35

* Other sizes are available, please ask us.

DTH HAMMER & BIT

QL 40N




Replacement Parts	Weight(kg)	Part No.
01 Top sub : 2 3/8 API REG	7.00	DH-HJT-4
02 O-Ring	0.01	O-HJT-4
03 Check Valve Dart	0.30	DH-NZF-4/5
04 Spring	0.05	TH-4/5
05 Steel Washer	0.15	DH-KZD-4
06 Rigid Valve	1.40	DH-PQG-4
07 O-Ring	0.01	O-PQG-4
08 Internal Cylinder	2.00	DH-NG-4
09 Piston	8.20	DH-HS-QL40
10 Piston Case	15.0	DH-WTG-QL40
11 Retainer Sleeve	0.77	DH-BCT-QL40
12 Bit Retainer Ring	0.34	KH-QL40
13 O-Ring	0.01	O-KH-QL40
14 Driver Sub	4.00	DH-QJT-QL40
Seal Kit 02 X 1	0.03	SK-QL40
07 X 1 13 X 1		
Consumable	26.03	CSB-QL40
01 X 1 10 X 1		
14 X 1 Seal Kit		

Bit shank

QL40N

Bit dia

108;115;121;127;130



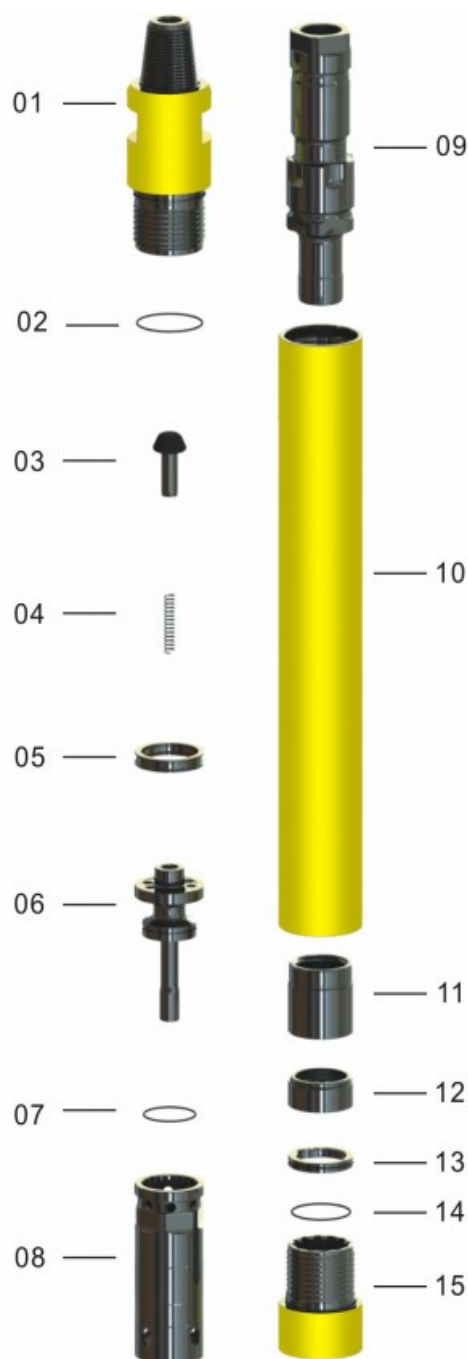
10 splines

Weight (kg)	Outside diameter (mm)	Hammer length without bit (mm)
39.5	99	953
Hole Range (mm)	Work Pressure (bar)	Air consumption, m ³ /min
Ø105 - Ø130	8 - 25	10bar - 5 / 18bar - 10.2 / 24bar - 15

* Other sizes are available, please ask us.

DTH HAMMER & BIT

QL 50N




Replacement Parts	Weight(kg)	Part No.
01 Top sub : 2 3/8 API REG	19.0	DH-HJT-5
3 1/2 API REG	19.5	DH-HJT-5-A*
02 O-Ring	0.01	O-HJT-5
03 Check Valve Dart	0.30	DH-NZF-4/5
04 Spring	0.05	TH-4/5
05 Steel Washer	0.30	DH-KZD-5
06 Rigid Valve	2.82	DH-PQG-5N
07 O-Ring	0.01	O-PQG-5
08 Internal Cylinder	3.15	DH-NG-5
09 Piston	15.62	DH-HS-5N
10 Piston Case	27.45	DH-WTG-QL50N
11 Guide Sleeve	1.99	DH-DXT-QL50N
12 Retainer Sleeve	0.74	DH-BCT-QL50
13 Bit Retainer Ring	0.33	KH-QL50
14 O-Ring	0.01	O-KH-QL50
15 Driver Sub	5.27	DH-QJT-QL50
Seal Kit 02 X 1	0.03	SK-QL50N
07 X 1 14 X 1		
Consumable	51.75	CSB-QL50N
01 X 1 10 X 1		
15 X 1 Seal Kit		

Bit shank

QL50N

Bit dia

140;148;152



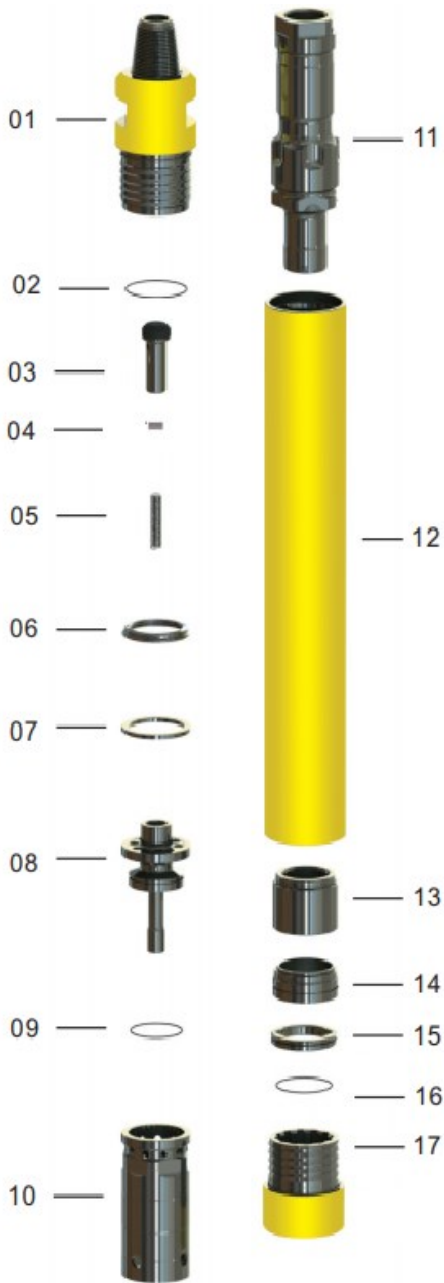
12 splines

Weight (kg)	Outside diameter (mm)	Hammer length without bit (mm)
73	126	1061
Hole Range (mm)	Work Pressure (bar)	Air consumption, m ³ /min
Ø133 - Ø152	8 - 30	10bar - 6.5 / 18bar - 12.5 / 24bar - 17

* Other sizes are available, please ask us.

DTH HAMMER & BIT

QL 60N



Replacement Parts	Weight(kg)	Part No.
01 Top sub : 3 1/2 API REG	22.14	DH-HJT-6
02 O-Ring	0.01	O-HJT-6
03 Check Valve Dart	0.80	DH-NZF-8/6
04 Choke Blank (Optional)	0.01	DH-TQS-8/6
05 Spring	0.05	TH-8/6
06 Disc Spring	0.35	DH-DH-6
07 Steel Washer	0.28	DH-DQ-6
08 Rigid Valve	3.52	DH-PQG-6N
09 O-Ring	0.01	O-PQG-6
10 Internal Cylinder	4.45	DH-NG-6
11 Piston	24.12	DH-HS-6N
12 Piston Case	33.42	DH-WTG-QL60N
13 Guide Sleeve	2.92	DH-DXT-QL60N/360N
14 Retainer Sleeve	1.20	DH-BCT-QL60
15 Bit Retainer Ring	0.58	DH-KH-QL60
16 O-Ring	0.01	O-KH-6
17 Driver Sub	7.27	DH-QJT-QL60
Seal Kit	0.03	SK-QL60N
02 X 1 09 X 1 16 X 1		
Consumable 01 X 1	62.86	CSB-QL60N
12 X 1 17 X 1 Seal Kit		

Bit shank - QL60N

Bit dia - 155;159;165;178;190;203

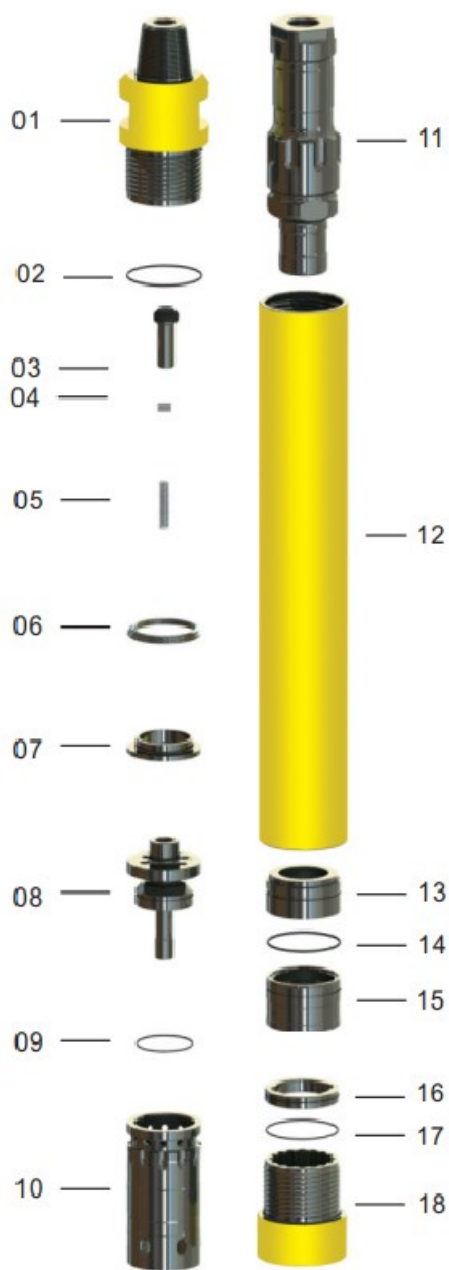


12 splines

Weight (kg)	Outside diameter (mm)	Hammer length without bit (mm)
108	144	1132
Hole Range (mm)	Work Pressure (bar)	Air consumption, m ³ /min
Ø152 - Ø254	8 - 35	10bar - 7.5 / 18bar - 16 / 24bar - 24

DTH HAMMER & BIT


QL 80N



Replacement Parts	Weight(kg)	Part No.
01 Top sub : 4 1/2 API REG	40.48	DH-HJT-8
02 O-Ring	0.01	O-HJT-8
03 Check Valve Dart	0.80	DH-NZF-8/6
04 Choke Blank (Optional)	0.01	DH-TQS-8/6
05 Spring	0.05	TH-8/6
06 Disc Spring	0.80	DH-DH-8
07 Steel Washer	1.13	DH-DHZ-8
08 Rigid Valve	8.15	DH-PQG-8
09 O-Ring	0.01	O-PQG-8
10 Internal Cylinder	7.30	DH-NG-8
11 Piston	45.72	DH-HS-8N
12 Piston Case	64.97	DH-WTG-8N
13 Guide Sleeve	4.20	DH-DXT-8N
14 O-Ring	0.01	O-DXT-QL80N
15 Retainer Sleeve	4.68	DH-BCT-QL80N
16 Bit Retainer Ring	1.45	DH-KH-QL80
17 O-Ring	0.01	O-KH-QL80
18 Driver Sub	13.13	DH-QJT-QL80
Seal Kit 02 X 1	0.04	SK-QL80
09 X 1 14 X 1 17 X 1		
Consumable 01 X 1	120.0	CSB-QL80
12 X 1 18 X 1 Seal Kit		

Bit shank - QL80N

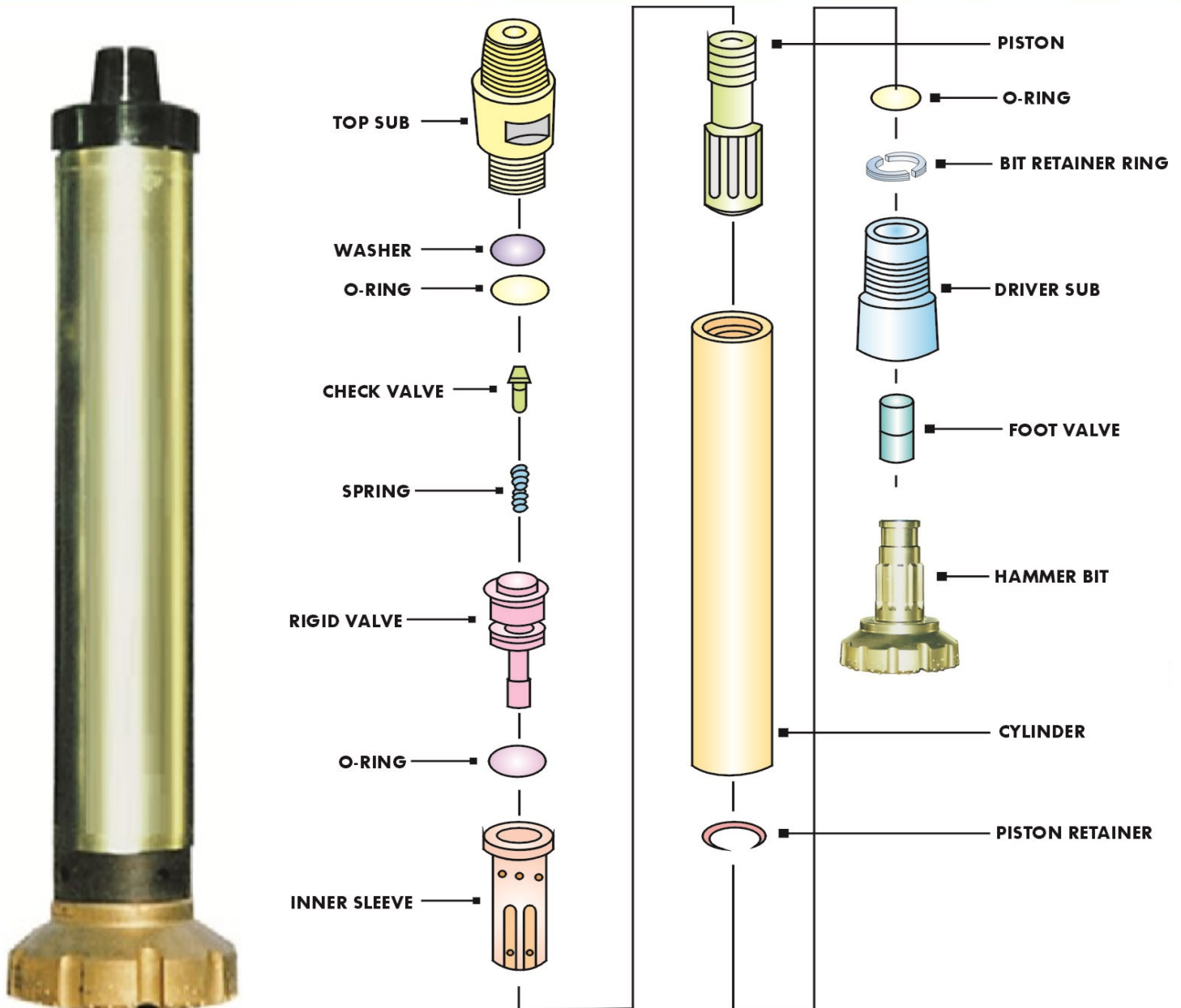
Bit dia - 194;203;216;219;222;254;270;305



Weight (kg)	Outside diameter (mm)	Hammer length without bit (mm)
193.5	182	1300
Hole Range (mm)	Work Pressure (bar)	Air consumption, m ³ /min
Ø194 - Ø305	8 - 35	10bar - 10 / 18bar - 24 / 24bar - 33

* Other sizes are available, please ask us.

DTH HAMMER & BIT




Specification

Hammer Model	Hole Sizes (mm)	Hammer Dia.(mm)	Cylinder Bore(mm)	Piston Stroke (mm)	Piston Weight(kg)	Length (w/o bit)	Weight (w/o bit)
DH-275	300 to 445	275	216	110	128	1,908	650
DH-330	350 to 540	330	248	115	164	1,897	1,050
DH-350	380 to 550	350	260	125	185	1,900	1150
DH-370	445 to 630	370	280	125	203	1,920	1,230
DH-430	508 to 810	430	355	150	250	1,970	2,130

* Other sizes are available, please ask us.

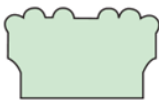

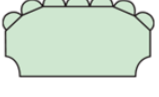
DTH HAMMER & BIT



Specification

Hammer Model	BIT Sizes In. (mm)	Bit weight Kg (Lb.)
DH-275	13" (330mm)	185 (407)
	15" (381mm)	218 (480)
	17½" (445mm)	240 (529)
DH-330	15" (381mm)	230 (507)
	17½" (445mm)	268 (590)
	19" (483mm)	280 (617)
DH-350	15" (381mm)	230 (507)
	21" (533mm)	413 (910)
	21 ½" (550mm)	426 (939)
DH-370	17 ½" (445mm)	305 (672)
	22" (558mm)	450 (992)
	25" (635mm)	570 (1256)
DH-430	20" (508mm)	530 (1168)
	25" (635mm)	585 (1289)
	32" (810mm)	702 (1547)

Application of D.T.H HAMMER BIT

Type	Typical shape	Application
Flat face		These bits are designed to drill the hard formation faster. They have high resistance to abrasive wear and accept heavy compressive loads to achieve greater penetration rates.
Concave		These bits are designed to drill the soft formations from medium to very hard. Concaved relief grooves provide greater efficiency in the larger sizes.
Convex		These bits are designed to drill the soft formation faster. Grooves in the face allow for fast removal of cuttings.

* Other sizes are available, please ask us.

DISC CUTTER, ROLLER BIT



Dia	Loading	Type	Weight(kg)	Face Dia
12" (305mm)	Front / Back	Single / Double	60-80	2-3m
15.5" (394mm)	Front / Back	Single / Double	125-170	3-5m
17" (432mm)	Front / Back	Single / Double	135-180	>5m
19" (483)	Front / Back	Single / Double	180-210	>8m
20" (508mm)	Front / Back	Single / Double	185-215	>10m

SCRAPER BIT



* Other sizes are available, please ask us.

Shield TBM Attachment

▪ Tunnel Entrance Ring



▪ Tunneling Plants




▪ Vertical Conveyor System




▪ Extension Horizontal Conveyor System




▪ Tunnel Pipe Bracket




▪ Tunnel Rail Sleeper



▪ Shield TBM Cradle



▪ Tunnel Working Stage



* Other sizes are available, please ask us.

Semi Shield Machine - Rental, Repair and Maintenance



Used Drilling Equipment



OTHER PROCUCTS

- Plant & Silo



- Equipment Assembly



- Triaxle Rod



- Auger Bit & Tip



- Casing Bit




- Band & Bush



* Other sizes are available, please ask us.

OTHER PRODUCTS

- Casing Bit



- Pile driver Auger working View




- Cutter Hydro mill



- Drilling mini pile By C6 crawler



- BC-20 Cutter showing teeth arrangement



PRODUCT AND JOBSITE



JISEONG EQUIPMENT & TRADE

Distributor

Company : JISEONG E&T CO.,LTD.

Homepage : <http://www.js-1992.com>

E-mail : jiseong@js-1992.com

Head office & Factory Address

1, Gojan 3-gil, Cheongbuk-eup, Pyeongtaek-si,
Gyeonggi-do, Korea

TEL : +82-31-684-8859(REP) / FAX : +82-31-684-8867

Seoul Branch Office Address

No.1308, STX W-Tower, 90(Guro-dong), Gyeongin-ro 53 gil,
Guro-gu, Seoul, Korea (ZIP CODE 08215)

TEL : +82-2-2679-1844(REP) / FAX : +82-2-2679-1845